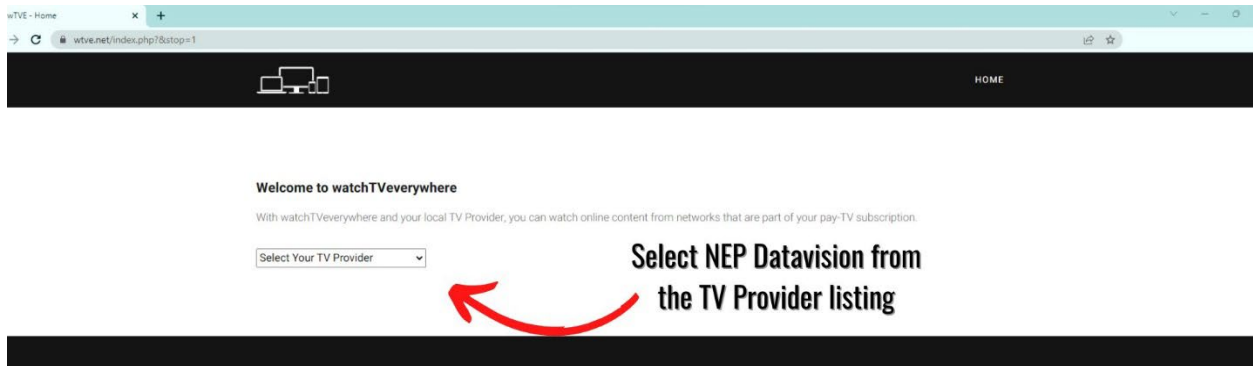


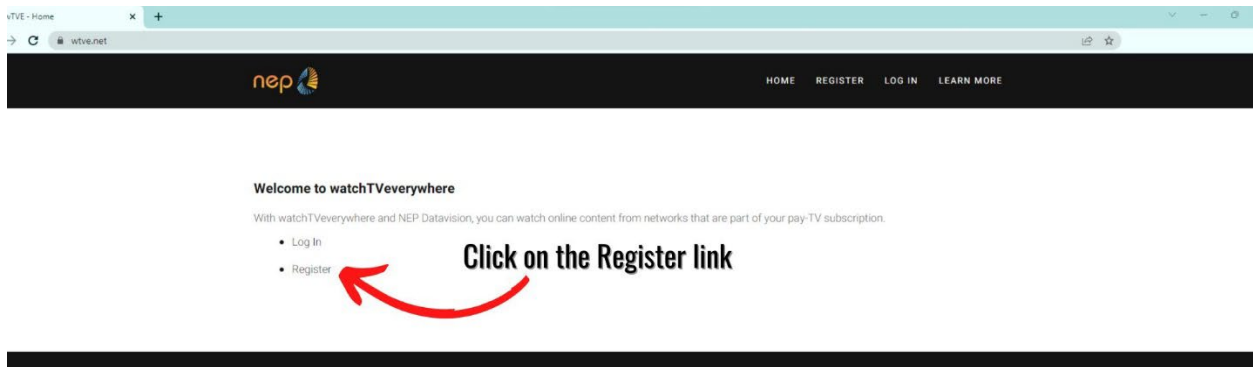
Step 1: Go To <https://www.wtve.net/index.php?&stop=1>

Step 2:



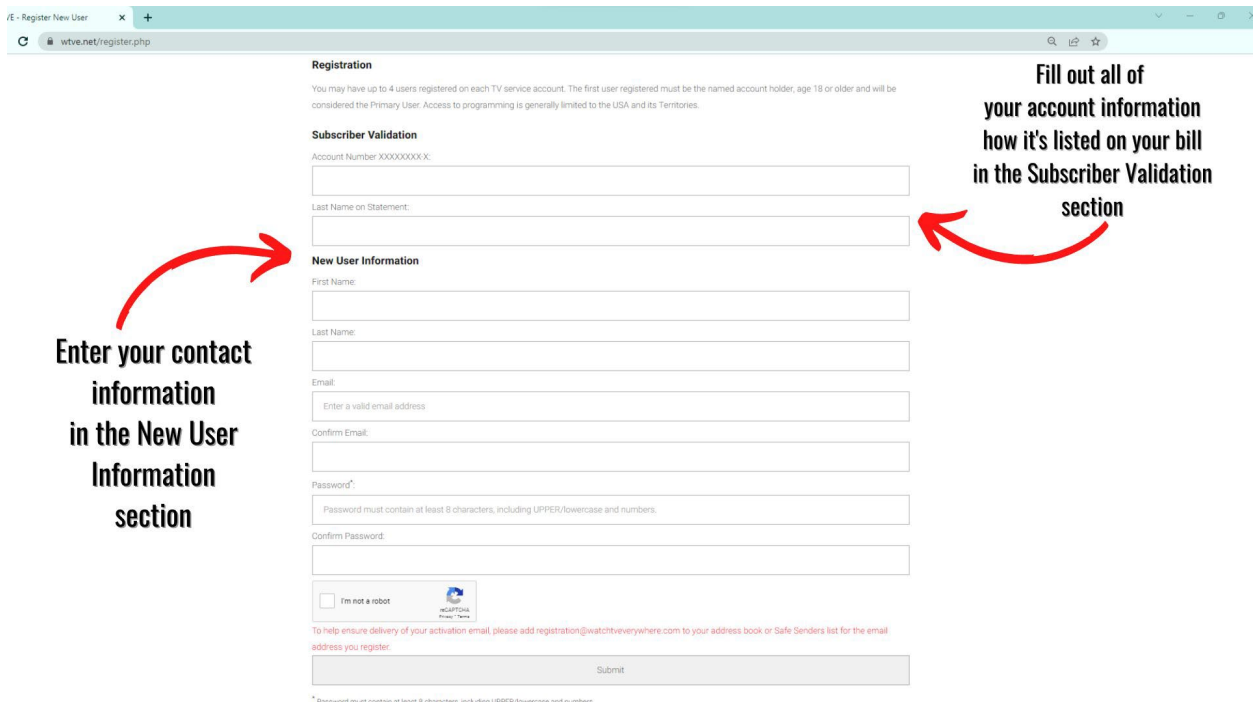
The screenshot shows the watchTVEverywhere website. At the top, there is a navigation bar with a 'HOME' link. Below the navigation bar, the text reads 'Welcome to watchTVEverywhere' and 'With watchTVEverywhere and your local TV Provider, you can watch online content from networks that are part of your pay-TV subscription.' A dropdown menu labeled 'Select Your TV Provider' is visible. A red arrow points from the text 'Select NEP Datavision from the TV Provider listing' to the dropdown menu.

Step 3:



The screenshot shows the watchTVEverywhere website. At the top, there is a navigation bar with links for 'HOME', 'REGISTER', 'LOG IN', and 'LEARN MORE'. Below the navigation bar, the text reads 'Welcome to watchTVEverywhere' and 'With watchTVEverywhere and NEP Datavision, you can watch online content from networks that are part of your pay-TV subscription.' A list of links is shown, including 'Log In' and 'Register'. A red arrow points from the text 'Click on the Register link' to the 'Register' link.

Step 4:



The screenshot shows the watchTVEverywhere registration form. The form is titled 'Registration' and includes sections for 'Subscriber Validation' and 'New User Information'. The 'Subscriber Validation' section includes fields for 'Account Number XXXXXXXX', 'Last Name on Statement', and 'Email'. The 'New User Information' section includes fields for 'First Name', 'Last Name', 'Email', 'Confirm Email', 'Password', and 'Confirm Password'. A red arrow points from the text 'Enter your contact information in the New User Information section' to the 'New User Information' section. Another red arrow points from the text 'Fill out all of your account information how it's listed on your bill in the Subscriber Validation section' to the 'Subscriber Validation' section. A 'Submit' button is located at the bottom of the form.

### Step 5:

Registration

**Confirm Your Email Address**

The email "bwhiting@neptel.com" will be the primary email registered under your account. By clicking "Create Account" you are stating that you are the account holder and aged 18 or older. This account will control any Parental Controls where applicable.

Create Account

Cancel

**Click on Create Account**

### Step 6:

Registration

Thank you for registering. An email was sent to "email@email.com" with an activation link. You will need to click on this link to complete the registration process. To help ensure delivery, please add registration@watchteverywhere.com to your address book or safe senders list for the email address you registered.

**Check your email account for the registration link**

### Step 7:

watchTVEverywhere - Activation Link

watchTVEverywhere <registration@watchteverywhere.com>  
To: email@email.com

You don't often get email from registration@watchteverywhere.com. [Learn why this is important](#)

Here is your activation link.

<https://www.wtve.net/activate.php?em=YndoaXRpbmdAbmVwdGVslmNvbQ%3D%3D&ac=MGhnN1RzZmQTNzAylWpKTzdFOwCw&s=nor120-01>

© 2022 wTVE.net

**Click on the link in your email to activate the account**

### Step 8:

Account Activation

Your account is now activated.

**Now your account is activated!  
Click on Log In to access your WTVE account**

## Step 10:

login Page

ssso.watchteverywhere.com/wtve-idx/module.php/core/loginuserpass.php?AuthState=-\_2b30925e2b23cd2302d146e77d017b2e95a09054#%3Ahttps%3A%2F%2Fssso.watchteverywhere.com%2Fwtve-idx%2Fsam12%2Fidx%2FSSOSer...

HOME

**Enter your email address and password you assigned for your account**

Log In

Email:

Password:

Login

Sign Up Now  
Forgot Email  
Forgot Your Password

Please remember that watchTVeverywhere can bring TV programs to your computer or mobile device, but it does not include unlimited bandwidth. By utilizing this service, you may incur additional costs from your cellular or broadband provider. Make sure you understand the terms of your service plan prior to use.

## Enjoy TV Everywhere!

TV Everywhere - Home

wtve.net/index.php

HOME LOGOUT MANAGE ACCOUNT +

**You now have access to WTVE!  
Click on the channel you would like to watch from your device to gain access to the channel.**

Logged in with a Primary account.
